


Ditty Basket Templates in 3 Sizes

Perfect for all your little Doo Dads & Ditties!

Need to organize those little things? These tiny Ditty Baskets are perfect for clips, bobbins, threads, ribbons, tags & more. Plus, they're just the right size for your office to hold paper clips, sticky notes, coins, etc.

Templates come in 3 sizes:

9.25" x 9.25" 8.5" x 8.5" 7.75" x 7.75"



To Make:


Similar to my Ice Cream Cozy Template.

1. Fold outer fabric diagonally in half & sew both sides.
2. Then fold in the opposite & sew those sides.
3. Repeat for the lining.
4. Tuck outer fabric into lining fabric rights facing.
5. Stitch around top leaving 'almost' one side unsewn.
6. Turn right sides out. Play with so it's nice. Press well.
7. Topstitch around, closing opening area as you go.

Couldn't be easier or faster!




Nest when not in use!



Template Features –

No Slip Backing grabs fabric - every cut is exactly the same. Fast, easy, accurate. Cut Marks make it easy!

**No Slipping.
No Kidding!**



Cut Marks for Perfect Bottoms



Add a card for a fun gift!

No video yet but similar to my "Cute Ice Cream Cozy makes a great Gift"! video at www.youtube.com/Lindavideos. Find directions at www.winnerdesigns.com/directions soon. Sign up for my Newsletter to learn about Sales & New Templates!



Like, Follow, Share - Winner Designs for Sewing & Quilting www.Facebook.com/LindaWinnerDesigns

Linda Winner

850-449-0259

mouserme@yahoo.com